

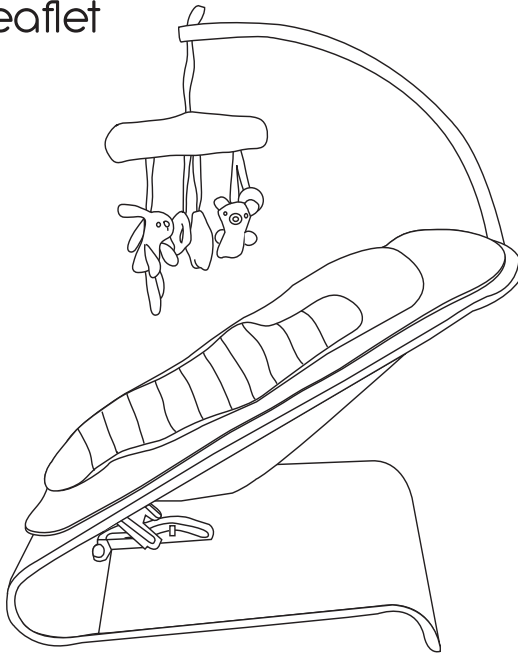


IMPORTANT! KEEP FOR FUTURE REFERENCE.

Read these instructions carefully before use.
Your child may be hurt if you do not follow the instructions.
Adult assembly required.

Instruction Leaflet

Wave



Suitable for babies from birth.

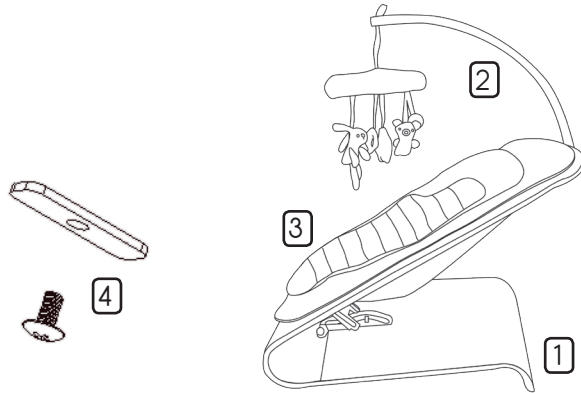
WARNING: Not recommended for children who can sit up by themselves
(6 months approximately, until 9kg). Adult assembly required.

Toy designs may vary.

Complies with: BS EN 12790 – 2009. Customer Care Line: 01454 326 568

Parts list

1. Bouncer frame
2. Toy bar
3. Comfy seat liner
4. Plate and screw



To open the bouncer

Lift the seat support in an upwards motion until it clicks in place. Fig 1.

Insert the end of the toy bar in to the hole at the top of the seat support and push fully down. Fig 2+3.

Secure in place with the plate and screw. Fig 4.

To select a different height or fold the bouncer

Gently lift the seat support upwards and guide the recline arm in to a different position or in to the folded position. Ensure the arm is properly seated before placing a child in the bouncer. Fig 5.

To secure and adjust the harness

Place baby in the bouncer with the crotch strap positioned between his / her legs.

Fasten the buckles on both sides of the restraint, pressing until you hear a 'click'.

Adjust the sliders on both straps to achieve a snug but comfortable fit.

To release, press the clips on the buckles and remove the harness straps.
Fig 6+7.

Fig1.

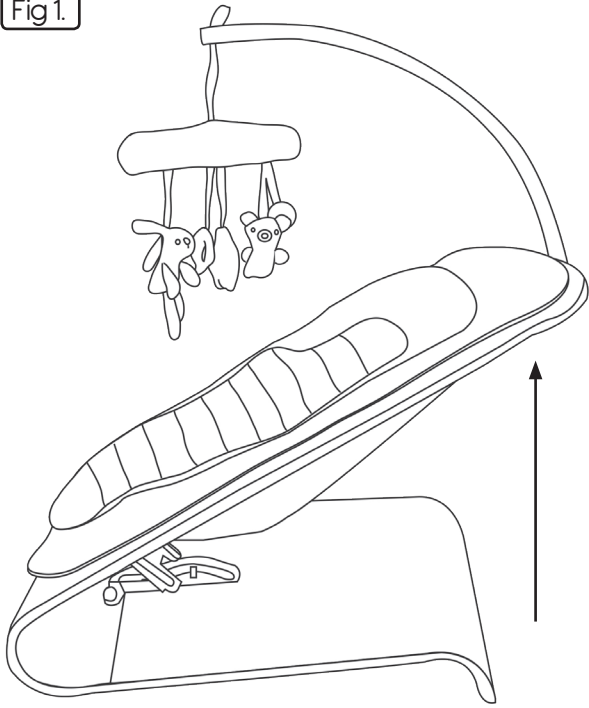


Fig2.

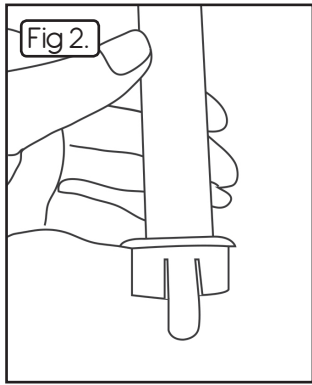


Fig3.

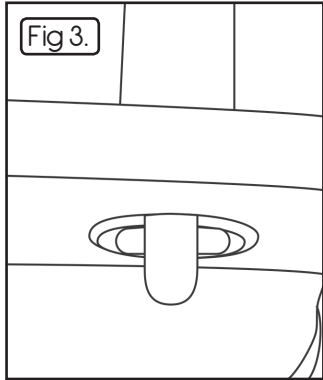


Fig4.

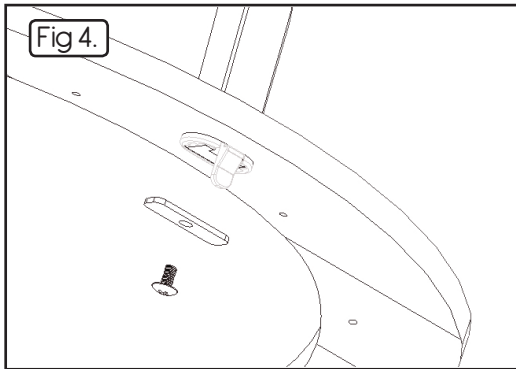


Fig5.

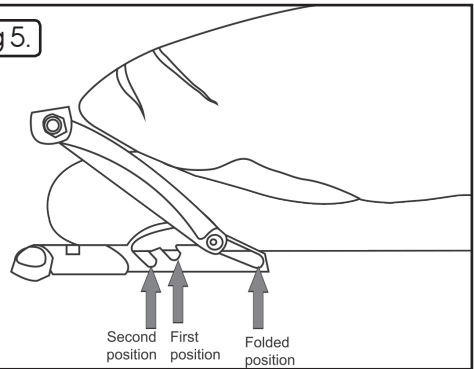


Fig6.

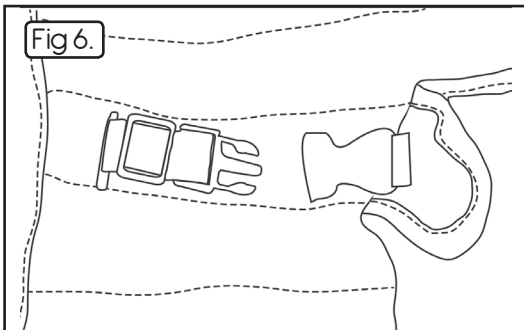
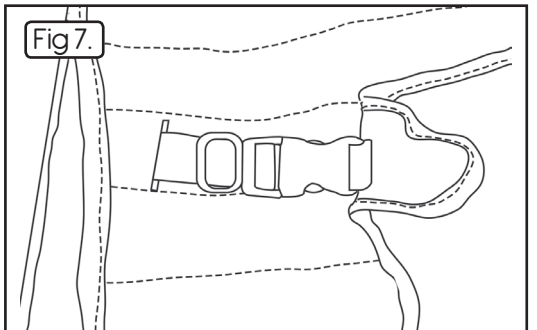


Fig7.



General Care:

- The correct use and maintenance of this reclined cradle is essential.
- In some climates mould and mildew can affect the fabric on the reclined cradle.
- Always store the reclined cradle in a dry place.
- This reclined cradle does not replace a cot or a bed. Should your child need to sleep, then it should be placed in a suitable cot or bed.
- Please dispose of packaging material as plastic bags can be dangerous to young children.

Cleaning:

- The cover may be sponge cleaned in situ using a mild detergent solution.
- For heavy soiling the cover may be removed and hand washed using a mild detergent solution.
- Lie cover flat and dry in a well ventilated area out of direct sunlight.
- Do not use bleach, ammonia based or abrasive cleaning chemicals.
- Do not dry clean.
- The frame and plastics may be cleaned with a damp cloth and a mild detergent solution and dried with a soft cloth.

Maintenance:

- Regularly inspect all tubes and fixings. Ensure that all are secure before each use of the product.
- Do not use the reclined cradle if any components are broken or missing.
- Regularly inspect fabric and stitching and check that it is undamaged.
- Do not use accessories or replacement parts other than those approved by the manufacturer. Failure to do this may invalidate your warranty.

Safety Warnings:

- WARNING: Your child's safety is your responsibility.
- WARNING: Do not use the reclined cradle once your child can sit unaided.
- WARNING: Never leave the child unattended.
- WARNING: This reclined cradle is not intended for prolonged periods of sleeping.
- WARNING: It is dangerous to put this cradle on an elevated surface, e.g. a table.
- WARNING: Always use the restraint system.
- WARNING: Never use the toy bar to carry the reclined cradle. Always ensure that the harness is fastened and adjusted at all times.
- Only use on a flat, level floor surface.
- Do not use near stairs / steps.
- Do not position the reclined cradle close to a source of heat e.g. household electric fires etc.
- Do not position close to items such as curtains and electrical flexes as they could pose a danger of suffocation or strangulation.
- Never use in a vehicle as a child restraint.
- Never pick the reclined cradle up when the child is in it.
- Do not adjust the reclined cradle when the child is in it.
- Store the reclined cradle out of the reach of children when not in use.
- Do not allow other children to play with the reclined cradle.

The product complies with
BS EN 12790 : 2009.

Imported by The Red Kite Baby Co Ltd. , 35
Lavenham Road, Beeches Industrial Estate, Yate,
Bristol, BS37 5QX.